

## Features

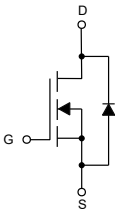
- High Dense Cell Design for Extremely Low  $R_{DS(ON)}$
- Voltage Controlled Small Signal Switch
- Surface Mount Package
- Epoxy Meets UL 94 V-0 Flammability Rating
- Moisture Sensitivity Level 1
- Halogen Free Available Upon Request By Adding Suffix "-HF"
- Lead Free Finish/RoHS Compliant ("P" Suffix Designates RoHS Compliant. See Ordering Information)

## Maximum Ratings

- Operating Junction Temperature Range:  $-55^{\circ}\text{C}$  to  $+150^{\circ}\text{C}$
- Storage Temperature:  $-55^{\circ}\text{C}$  to  $+150^{\circ}\text{C}$
- Thermal Resistance:  $357^{\circ}\text{C/W}$  Junction to Ambient

Parameter	Symbol	Rating	Unit
Drain-Source Voltage	$V_{DS}$	50	V
Gate-Source Voltage	$V_{GS}$	$\pm 20$	V
Drain Current-Continuous	$I_D$	0.22	A
Power Dissipation	$P_D$	0.35	W

## Internal Structure

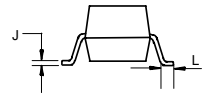
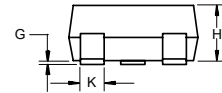
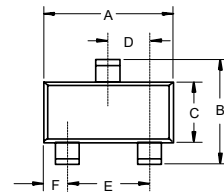


1. GATE
2. SOURCE
3. DRAIN

Marking:SS

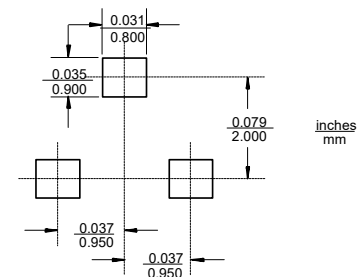
# N-Channel MOSFET

## SOT-23



DIM	INCHES		MM		NOTE
	MIN	MAX	MIN	MAX	
A	0.110	0.120	2.80	3.04	
B	0.083	0.104	2.10	2.64	
C	0.047	0.055	1.20	1.40	
D	0.034	0.041	0.85	1.05	
E	0.067	0.083	1.70	2.10	
F	0.018	0.024	0.45	0.60	
G	0.0004	0.006	0.01	0.15	
H	0.035	0.043	0.90	1.10	
J	0.003	0.007	0.08	0.18	
K	0.012	0.020	0.30	0.51	
L	0.007	0.020	0.20	0.50	

### Suggested Solder Pad Layout



**ELECTRICAL CHARACTERISTICS (Ta=25°C unless otherwise specified)**

Parameter	Symbol	Test Conditions	Min	Typ	Max	Unit
<b>Static Characteristics</b>						
Drain-Source Breakdown Voltage	$V_{(BR)DSS}$	$V_{GS}=0V, I_D=250\mu A$	50			V
Gate-Threshold Voltage <sup>(Note1)</sup>	$V_{GS(th)}$	$V_{DS}=V_{GS}, I_D=1mA$	0.8		1.5	V
Gate-Body Leakage Current	$I_{GSS}$	$V_{GS}=\pm 20V, V_{DS}=0V$			$\pm 100$	nA
Zero Gate Voltage Drain Current	$I_{DSS}$	$V_{DS}=50V, V_{GS}=0V$			100	nA
Drain-Source On-Resistance <sup>(Note1)</sup>	$R_{DS(on)}$	$V_{GS}=10V, I_D=0.22A$			3.5	$\Omega$
		$V_{GS}=4.5V, I_D=0.22A$			6	
Forward Transconductance <sup>(Note1)</sup>	$g_{FS}$	$V_{DS}=10V, I_D=0.22A$	120			mS
Diode Forward Voltage <sup>(Note1)</sup>	$V_{SD}$	$V_{GS}=0V, I_S=0.44A$			1.4	V
<b>Dynamic Characteristics<sup>(Note2)</sup></b>						
Input Capacitance	$C_{iss}$	$V_{DS}=25V, V_{GS}=0V, f=1MHz$		27	60	pF
Output Capacitance	$C_{oss}$			13	20	
Reverse Transfer Capacitance	$C_{rss}$			6	15	
<b>Switching Characteristics</b>						
Turn-On Delay Time <sup>(Note1,2)</sup>	$t_{d(on)}$	$V_{DD}=30V, V_{GS}=10V, R_G=6\Omega, I_D=0.29A$			5	ns
Turn-On Rise Time <sup>(Note1,2)</sup>	$t_r$				18	
Turn-Off Delay Time <sup>(Note1,2)</sup>	$t_{d(off)}$				36	
Turn-Off Fall Time <sup>(Note1,2)</sup>	$t_f$				14	

Note:

- 1.Pulse Test : Pulse Width=300 $\mu$ s, Duty Cycle $\leq$ 2%.
- 2.These Parameters Have No Way to Verify.

**Curve Characteristics**

Fig. 1 - Output Characteristics

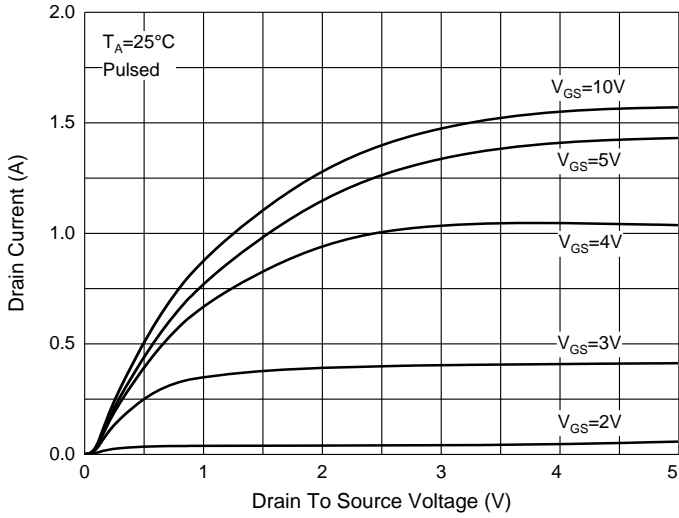


Fig. 2 - Transfer Characteristics

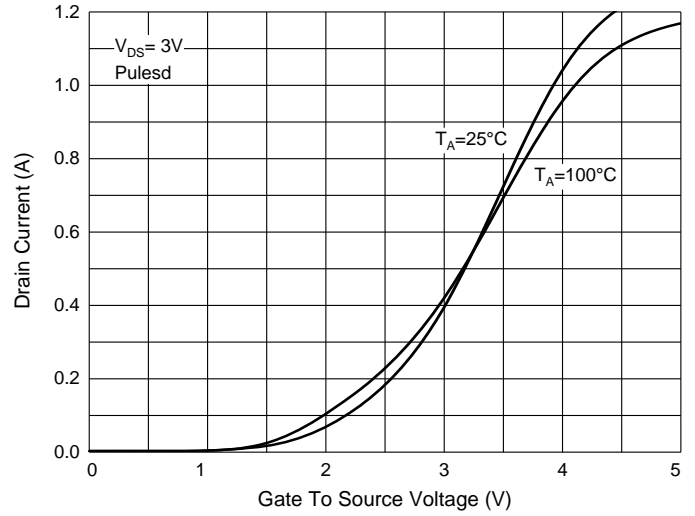


Fig. 3 -  $R_{DS(ON)} - I_D$

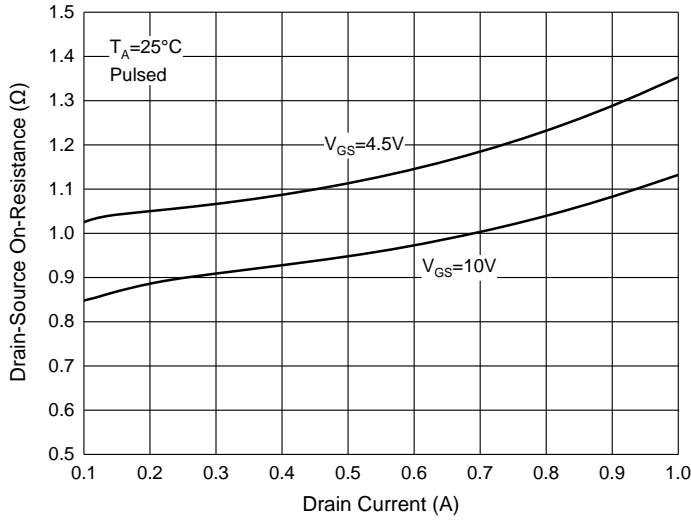


Fig. 4 -  $R_{DS(ON)} - V_{GS}$

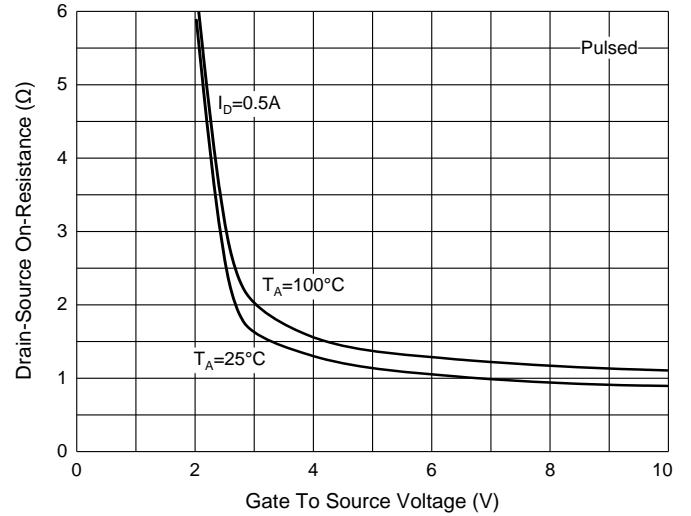


Fig. 5 -  $I_S - V_{SD}$

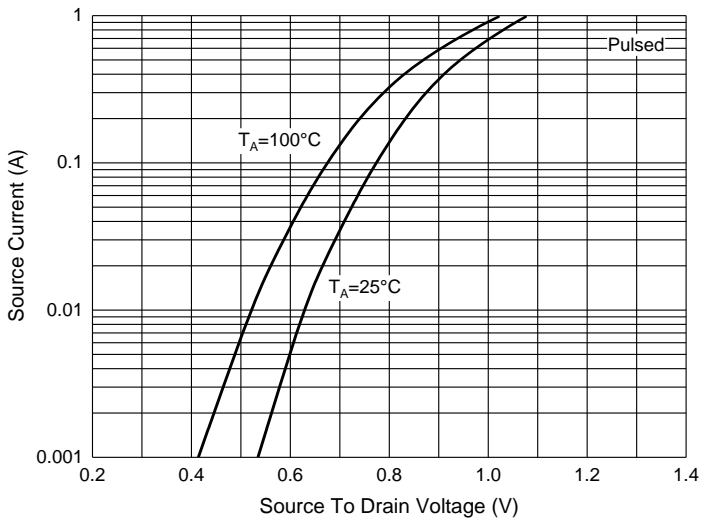
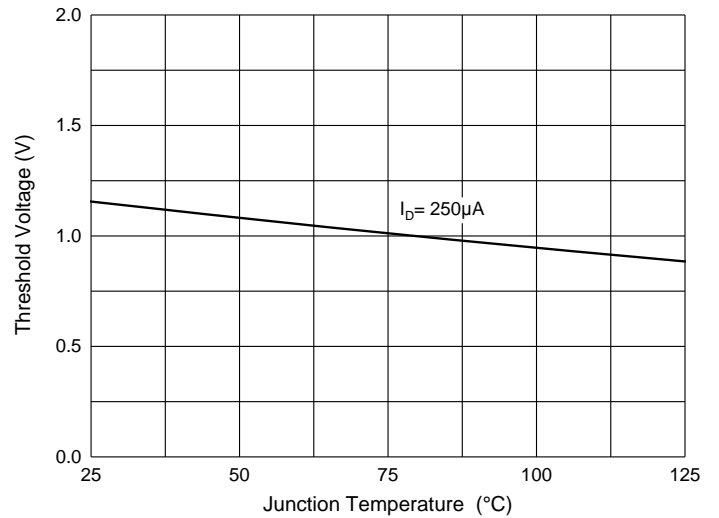


Fig. 6 - Threshold Voltage



## Ordering Information

Device	Packing
Part Number-TP	Tape&Reel:3Kpcs/Reel

Note : Adding "-HF" Suffix For Halogen Free, eg. Part Number-TP-HF

### \*\*\*IMPORTANT NOTICE\*\*\*

**Micro Commercial Components Corp.** reserves the right to make changes without further notice to any product herein to make corrections, modifications, enhancements, improvements, or other changes. **Micro Commercial Components Corp.** does not assume any liability arising out of the application or use of any product described herein; neither does it convey any license under its patent rights, nor the rights of others. The user of products in such applications shall assume all risks of such use and will agree to hold **Micro Commercial Components Corp.** and all the companies whose products are represented on our website, harmless against all damages.

### \*\*\*LIFE SUPPORT\*\*\*

MCC's products are not authorized for use as critical components in life support devices or systems without the express written approval of Micro Commercial Components Corporation.

### \*\*\*CUSTOMER AWARENESS\*\*\*

Counterfeiting of semiconductor parts is a growing problem in the industry. Micro Commercial Components (MCC) is taking strong measures to protect ourselves and our customers from the proliferation of counterfeit parts. MCC strongly encourages customers to purchase MCC parts either directly from MCC or from Authorized MCC Distributors who are listed by country on our web page cited below. Products customers buy either from MCC directly or from Authorized MCC Distributors are genuine parts, have full traceability, meet MCC's quality standards for handling and storage. **MCC will not provide any warranty coverage or other assistance for parts bought from Unauthorized Sources.** MCC is committed to combat this global problem and encourage our customers to do their part in stopping this practice by buying direct or from authorized distributors.